

RAPID EYE™ MULTI-MEDIA DSP v8

www.honeywellvideo.com

16-CHANNEL REAL-TIME DIGITAL VIDEO RECORDER (DVR) SYSTEM

The family of Rapid Eye™ Multi-Media DVRs is more versatile than ever. Three powerful hardware platforms are perfect for a diverse range of installations. The flagship Rapid Eye Multi-Media DSP v8 offers 16-channel real-time recording and live local viewing. The Rapid Eye Multi-Media v7 is a more economical 16-channel system that's ideal for remote applications with a large number of installations that require remote management and event driven recording. The Rapid Eye Multi-Media LT v7 offers the same software features in a smaller, more economical configuration for four or nine cameras. Together, the Rapid Eye family offers seamless remote operation as well as unprecedented flexibility to meet virtually any needs.

Rapid Eye Multi-Media DSP v8 features real-time recording and live local viewing. The system is designed to record, search and transmit video, audio, and data transactions while simultaneously providing users with both live and post event evaluation. Benefits of the system include a highly interactive, full local graphical user interface (LocalView) with vector driven pan/tilt/zoom mouse control. The Rapid Clip feature makes remote clip generation to a USB device or the internal DVD-RW fast and easy, and the keyboard supplied with each unit includes an integrated USB hub for connecting the local mouse and USB storage or other devices. By using a Linux operating system, Rapid Eye Multi-Media DSP v8 is extremely secure, stable and reliable and includes internal storage capacity up to 3 TB.

Market Opportunities

The Rapid Eye Multi-Media DSP v8 seamlessly integrates with Honeywell's WIN-PAK® SE, WIN-PAK® PE, NetAXS™ and Pro-Watch® access control software platforms. For retail markets, its built-in data capture capability makes it extremely useful as a loss prevention analysis tool. Whether the market is commercial, industrial, municipal, financial, or retail, when the need includes remote video surveillance, the solution is Rapid Eye Multi-Media DSP v8.

Features

Hardware

- Real-time recording rates at CIF resolution: 480/400 global (NTSC/PAL)
- Up to 4CIF recording and/or viewing resolution
- Live viewing using LocalView
- Standard DVD-RW drive for local clip generation on DVD
- 16 looping video inputs
- Dual audio channels (Bi-directional and VoIP)
- 16 alarm inputs, 8 control outputs, 10 serial ports
- 4 shock mounted field replaceable hard drive bays
- LINUX – secure, stable multi-tasking real-time OS

- Keyboard with USB 2.0 port for convenient clip creation on USB memory dangle

Software

- Resolutions: selectable per camera – independently for live and recording
- Event-driven response recording
- TCP/IP Port Forwarding – multiple units share an IP address
- DHCP (requires DHCP Server and WINS/DNS services)
- SNTP client automatically synchronizes to SNTP servers
- RapidSearch™ for video evidence by events, data, motion or alarm
- IntelliBus™ protocol support



RAPID EYE™ MULTI-MEDIA DSP v8

www.honeywellvideo.com

The system consists of three major components which include:

- **Digital Video Recorder (DVR)**, featuring DSP powered real-time recording at CIF resolution and the **LocalView** interface
- **ADMIN Software**, the workstation/server-based administration tool capable of enterprise-wide site and user management
- **VIEW Software**, a feature-rich, workstation-based remote operator program

The combination of ADMIN and VIEW combined with the DSP powered DVR truly differentiates the Rapid Eye system from the competition.

LocalView

- Real-time live video – display a single camera or all 16 cameras simultaneously
- PTZ control – Vector driven within a video stream or full featured via PTZ controller icon
- Interactive user controllable accelerated recording rates (Boost)
- Ability to switch the language on user logon to preset language
- Public Display mode provides a simple cost effective solution for public view monitoring
- Review recorded video, audio
- Easy creation of evidence clips using RapidClip tab then to export to DVD, CD, and USB memory dongle
- Review evidence clips using Clip Player tab
- Basic system and camera configurations can be defined using System tab
- Multiple levels of password protected user access and control

ADMIN Software

- HRM8ADMIN
(single license included with DVR, can also be ordered separately)
- Capable of enterprise-wide site, user, tour and alarm station management
 - Windows®-based administration software has a user friendly GUI to create the Rapid Eye database
 - Can be hosted on a network server using common networked database protocols such as Access, SQL or MSDE
 - Makes controlling and administering a multi-site, multi-user, enterprise-wide system fast, easy and secure

VIEW Software

- HRM8VIEW
(single license included with DVR, can also be ordered separately)
- Feature rich, Windows®-based operator software has a user friendly GUI for complete remote operations and configuration of one or many different DVRs simultaneously
 - Observe and monitor live or recorded video, audio and data from any DVR listed in the Site tab. Connect to multiple sites simultaneously using multiple methods from the same or multiple workstations
 - Connect to the same DVR site using multiple connection methods
 - Supports LAN/WAN networks and dial-up connections with TCP/IP protocol
 - Control multiple PTZ cameras, monitor two independent 2-way audio channels, monitor up to 16 streams of POS, ATM and/or alarm panel generated data, configure 16 alarm inputs and control eight auxiliary outputs – all from within a single VIEW session

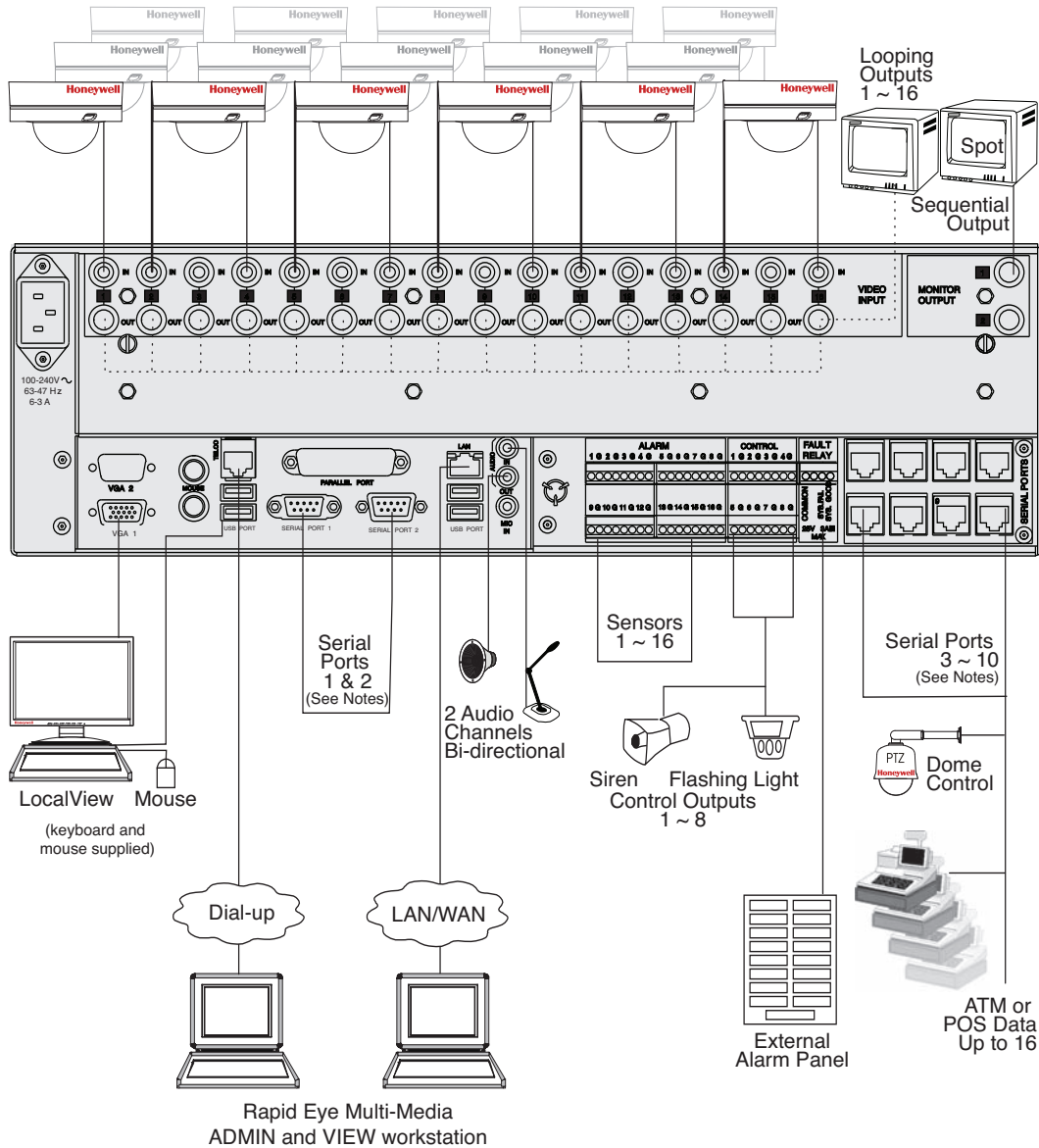
ADMIN and VIEW Workstation Requirements (Minimum requirements)

- IBM-compatible PC
- Windows® 2000 or any Windows® XP
- Pentium III class or better CPU (600 MHz)
- 128 MB RAM, 256 MB RAM or greater with XP
- 200 MB of free hard disk space, plus adequate storage for video clips
- CD-ROM (for software installation and upgrades)
- Video card(s) and monitor(s) that support XGA mode 1280 x 1024 or SVGA mode 800 x 600 (minimum)
- Mouse or other compatible pointing device

RAPID EYE™ MULTI-MEDIA DSP v8

www.honeywellvideo.com

SYSTEM DIAGRAM



SYSTEM DIAGRAM NOTES

Serial Port 1:

DB9 (M) RS232 only; used for data input, external modem or PTZ control with an additional code conversion device

Serial Port 2:

DB9 (M) RS232 only; HyperTerminal connection, external modem or PTZ control with an additional code conversion device

Serial Ports 3-10:

RJ-45 RS232/RS-422/RS-485 individually user configurable; used for data input, external modem or PTZ control

RAPID EYE™ MULTI-MEDIA DSP v8

www.honeywellvideo.com

Rapid Eye VIEW Software	
Site connections per PC	64 sites
Video Streams per PC	1024 streams
Sessions Maximum per DVR	Live Video (all users) 32 streams
Users Viewing Live Video	10 sessions
Users Retrieving Video	10 sessions
Users Accessing Events	10 sessions
Users Accessing Alarms	10 sessions
Users Accessing Maintenance	1 session
DVR Unit	
Video Standard	NTSC/EIA or PAL/CCIR
Video Format	160 x 120, 320 x 240, 640 x 240, 640 x 480, 704 x 480 (NTSC) 192 x 144, 384 x 288, 704 x 288, 704 x 576 (PAL)
Colors	24-bit true color
Recording and Transmission	Modified H.261/263 (REM proprietary)
Record Mode (FIFO)	Continuous buffer
Recording Capacity	250 GB – 3 TB
Recording Rate	480/400 CIF global (NTSC/PAL)
Video Quality Settings	6 – 10 (low – high)
Video Motion Detection	Configurable to sense mass and motion multiple within regions of
Video Motion Search	Configurable post event motion search within multiple regions of
POS/ATM or Alarm Data	16 – Streams (max)
Event Recording and Reporting	Session, System, Inputs, Outputs, Video, Motion and POS/ATM data
Mass Storage	Power Off “Cold Swap” 4 – Field-upgradeable hard drive
Removable Media	Power Off “Cold Swap” 1 – Field upgradeable CD/RW bay
Front Panel Control and Display Module	Power Switch, 3 – Status LEDs
SNTP Client	Synchronize DVR to SMTP servers
DHCP Enabled	Network support for DHCP, WINS or DNS name servers
TCP/IP Port Forwarding	Multiple DVRs share same IP Address
PTZ Dome Control	
Local	Mouse control only
Remote	Mouse control and configuration
Protocols Support	7 major protocols, Over 50 using Bossware

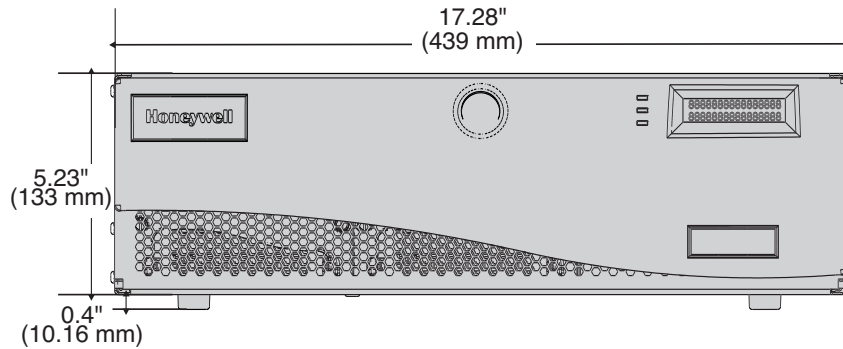
Rear Panel Connections	
Video Input	16 – Looping, BNC
Video Output	1 – Spot or switcher, BNC
Audio Input/Output	
Alarm/Control Inputs General Purpose	16 – TTL or 12V level compatible User configurable NO, NC, EOL
Control Outputs	8 – TTL or 12V open collector TTL @ +15 mA /-100 mA 12V @ -100 mA current sink 3.5 mm terminal block
Fault Relay	DPDT Form C relay 28 V, 3 A
Serial Ports	2 – RS232 DB9 (M)
Modem/Telco	V.90 multi-protocol
Networking	10/100 base T Ethernet, Standard RJ-45 Interface
Dual VGA Outputs	800 x 600 monitor LocalView Interface
AC Power	100-240 VAC 50/60 Hz IEC-320 connector
Electrical	
Input Voltage	115 – 240 VAC, 60 – 50 Hz
Operating Voltage	115V/230V Auto sensing
Power Consumption	350 W (maximum)
Mechanical	
Dimensions (W x H x D)	439 mm x 133 mm x 479 mm
Weight	Shipping: 55 lb (25 kg)
Construction	Housing: Steel chassis
Finish	Housing: Black matte paint
Environmental	
Temperature	Operating: 40°F to 105°F (5°C to 40°C) Storage: 14°F to 150°F (-10°C to 65°C)
Relative Humidity	Operating: 0%-90%, non-condensing
Regulatory	
Emissions	FCC: Part 15, Class B CE: EN 61000-6-3:2001
Immunity	CE: EN 50130-4:1995
Safety U.S. and Canada International	UL, cUL Listed UL 60950-1:2003 IEC/EN 60950-1:2001

RAPID EYE™ MULTI-MEDIA DSP v8

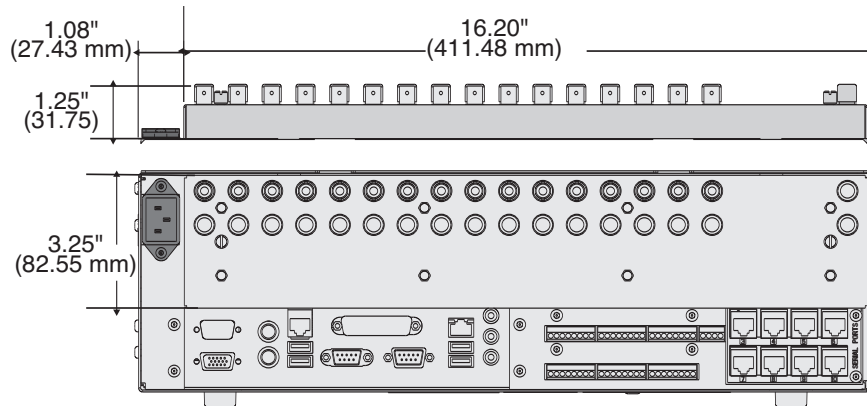
www.honeywellvideo.com

SYSTEM DIMENSIONS

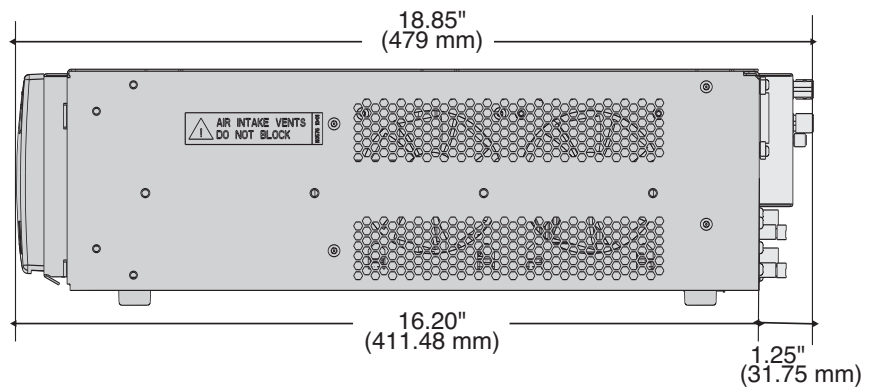
Front View



Back View



Side View



RAPID EYE™ MULTI-MEDIA DSP v8

www.honeywellvideo.com

ACCESSORIES AND ORDERING

Recommended Accessories	
HVBNETPITPOS	Network to serial protocol interface translator, POS or alarm panel data
HVBPIT44-US	RS422 dome protocol interface translator, Bossware
HVBPIT4POS	Four to one serial protocol interface translator, POS or alarm panel data
HASMPIT	SmartPIT™, POS/ECR or ATM text inserter and PTZ protocol translator, compatible with NTSC or PAL video formats
HCSP1	Surge protector, video/24 VAC
HDSP1	Surge protector, data/video/24 VAC
HDCC8TP	Code distribution unit 8 port twisted pair RS232 to RS485
Software Part Numbers	
HRM8ADMIN	ADMIN & VIEW software CD & user manuals
HRM8VIEW	VIEW software CD & user manuals
HRM8CLIP	Clip player for Windows

Spare Hard Drives	
HRMDVDRW	REMM DVD-RW drive kit (supported only in REMM DSP v8 software)
Hard drive only (blank) in packaging	
HRPK9479-250	Hard drive, 3.5", IDE, 250 GB
HRPK9479-500	Hard drive, 3.5", IDE, 500 GB
HRPK9479-750	Hard drive, 3.5", IDE, 750 GB
Hard drive (blank) in frame for 16 ch REMM and REMM DSP	
HRMHD250GB	Hard drive expansion REMM, 250 GB, 1562 cam days, in frame
HRMHD500GB	Hard drive expansion REMM, 500 GB, 3125 cam days, in frame
HRMHD750GB	Hard drive expansion REMM, 750 GB, 4687 cam days, in frame
Hard drive (system pre-installed) in frame for REMM DSP v8 only	
HRMHD250GB-P8	Hard drive program REMM DSP v8, 250 GB, 1562 cam days, in frame
HRMHD500GB-P8	Hard drive program REMM DSP v8, 500 GB, 3125 cam days, in frame
HRMHD750GB-P8	Hard drive program REMM DSP v8, 750 GB, 4687 cam days, in frame

Ordering	
Model Honeywell Rapid Eye™	HR M 16 B R1 D 250
Brand or Options M North America E EMEA	Storage Size 250 250 GB 1T0 1 TB 500 500 GB 1T5 1.5 TB 750 750 GB 2T0 2.0 TB 3T0 3.0 TB
#Channels 16	Media Options D with DVD/RW M without DVD/RW Record Rate@ Resolution R1 480/400 @ CIF Video Interface B BNC

NOTE: Honeywell reserves the right, without notification, to make changes in product design or specifications.

Honeywell Security
 Honeywell Video Systems
 2700 Blankenbaker Pkwy, Suite 150
 Louisville, KY 40299
 1.800.796.CCTV
 www.honeywell.com

L/REDSPV8D/D
 December 2007
 © 2007 Honeywell International Inc.

