

HVBGPIO

Overview

This application note introduces the HVBGPIO General Purpose Input/Output card for the VideoBloX video switching chassis system.

The HVBGPIO can be used to connect the MAXPRONET CPU to the VideoBloX chassis without having to use the HVBMATPIT43. The HVBGPIO also has alarm inputs, relay outputs and PTZ control lines, which previously required additional equipment.

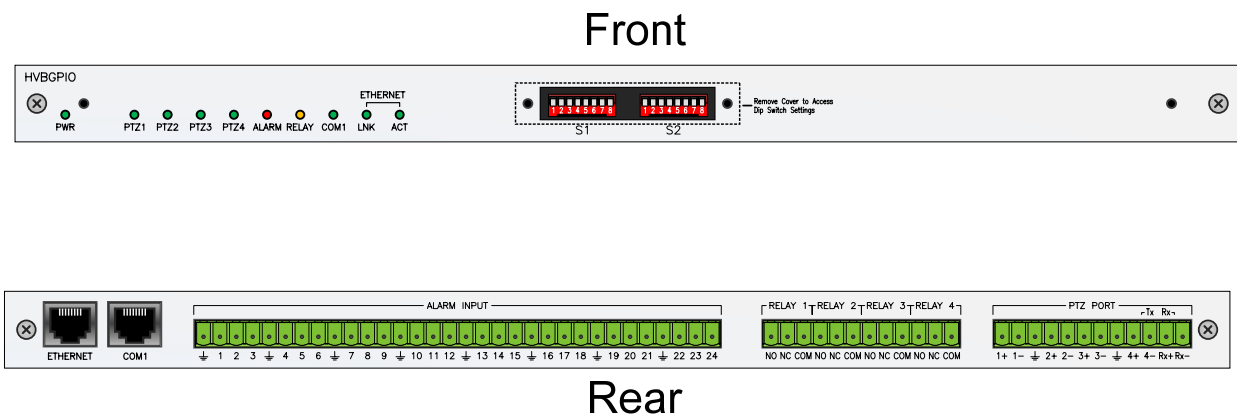
Each of the four PTZ control ports can support a different protocol for up to 128 PTZ devices on each line, protocol dependent.

This application note provides sample applications for the HVBGPIO. Please consult your Honeywell sales professional for assistance with your specific application.

Model Number

- HVBGPIO General Purpose I/O Card

Device Drawing



Connections

ETHERNET – Used for card settings – default 192.168.1.9

COM1 – RS232 connections for MAXPRONET CPU or MAXPRO® VMS server or RS-422 for use with HS10PIT or HVB422FT16

ALARM INPUTS – 24 each alarm inputs – can be configured for Normally Open or Normally Closed with dry contacts or 2.2k OHM end-of-line resistor in Normally Closed mode

RELAY OUTPUTS – 4 each relay outputs – Form C – Dry Contacts @ 1Amp @ 50Volts DC maximum

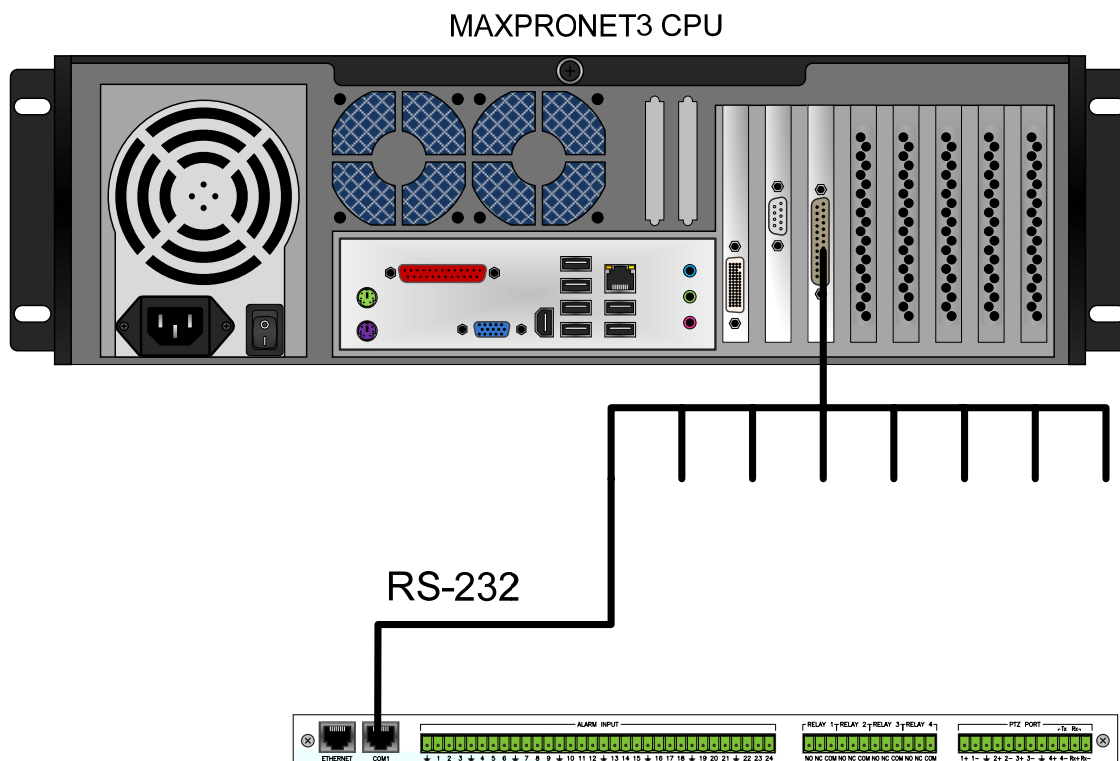
PTZ PORTS – 4 each ports – Ports 1 to 3 are RS-485 unidirectional to PTZ devices – Port 4 RS-422, RS-485 and RS-232 to PTZ devices.

Protocols supported (May 2010)– Honeywell VCL (128), Honeywell Diamond (128), Honeywell Intellibus (128), Pelco D(128), Pelco P (32), Panasonic (99), American Dynamics RS-485 (99)

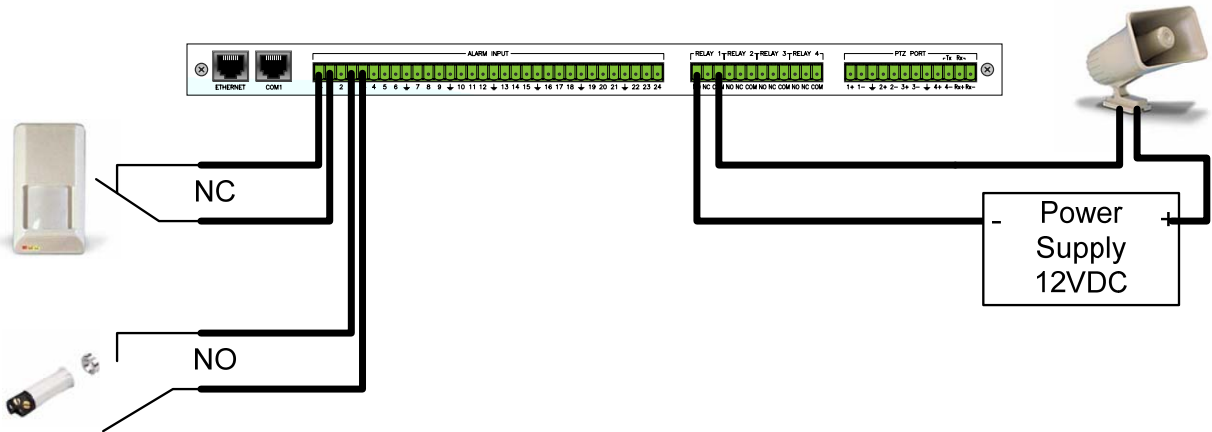
Each PTZ port can utilize a different PTZ protocol.

Each PTZ port can support up to 128 PTZ (Protocol dependent) device addresses – Proper data distribution from the HVBGPIO to the PTZ devices is required.

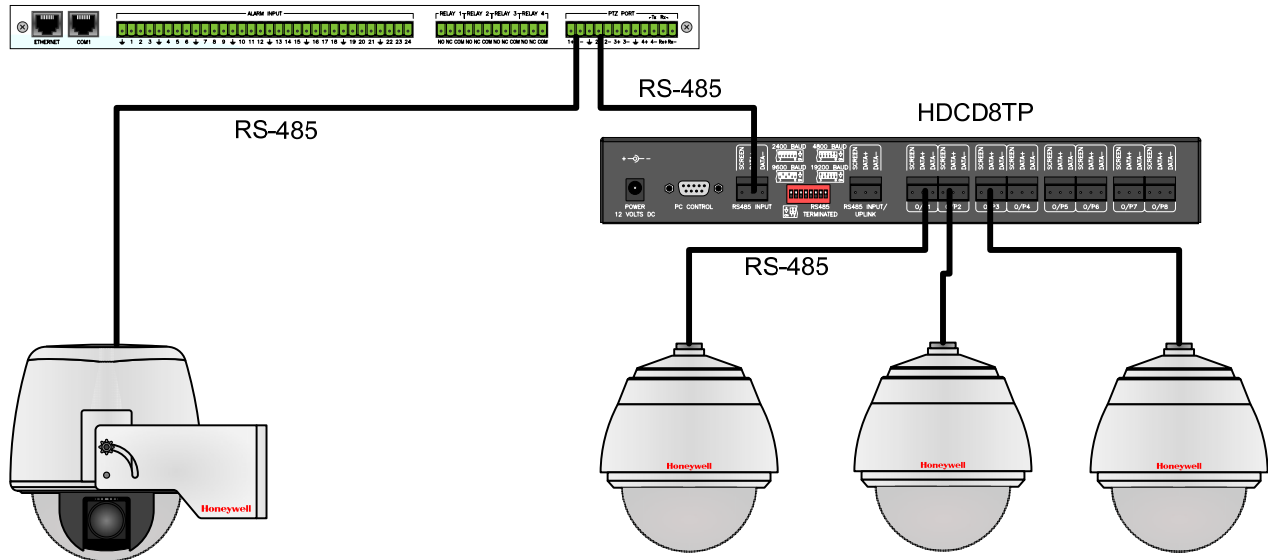
Communication Connection




Alarm and Relay Connections



PTZ Connections



Installed in Chassis



Honeywell

www.honeywellvideo.com

Honeywell Security
2700 Blankenbaker Pkwy.
Suite 15
Louisville, KY 40299

+1.800.796.CCTV (North America only)
HVSsupport@honeywell.com