

## NetAXS®

### Cloud-Hosted Access Control

NetAXS is now integrated with MAXPRO® Cloud. MAXPRO Cloud is fully integrated access, video and intrusion Security as a Service platform. Ideal for small to medium businesses MAXPRO Cloud makes single or multi-site building security simple and scalable. Users can manage their security system from anywhere at any time via any standard web browser or our innovative award winning app.

Remote configuration and management of sites, devices, schedules and users reduces operational costs and streamlines efficiencies across multi-site installations.

Our cloud-ready NetAXS-123 panel makes installation easy with plug and play connectivity, auto registration of doors and readers and no expensive servers or site software to install, reducing creation costs and installation time.

- Cloud-hosted – scalable, expandable, efficient – No servers or software required
- Secure, HTTPS Login and 256 bit encryption, high availability data centers
- Integrated access control and video with plug and play device connection
- Pre-configure accounts, sites, schedules and people, saving installation time at site
- Configure and manage sites, devices, schedules and users across multiple sites from the cloud
- Designed for small to medium, single or multi-site businesses
- Device firmware can be pushed from the cloud without having to roll a truck
- Easily grow and scale with your customers needs



Retail



Property Management



Franchises



Commercial Offices



Professional Services



Remote Facilities



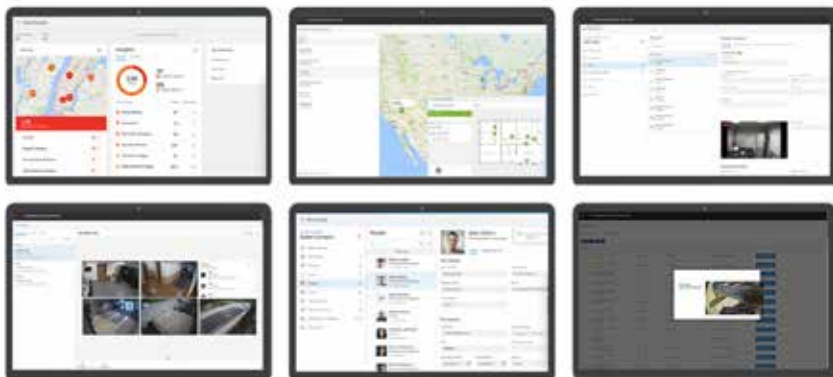
# NetAXS® Cloud-Hosted Access Control

## SYSTEM BENEFITS

- Secure cloud-based managed access
- Plug and play cloud-ready access control panels
- Multi-site access deployments made easy with cloud-based configuration and management
- Access from anywhere via standard web browser
- Multi-site management via app for iOS and Android™
- Lock and unlock doors from anywhere
- Automated and Scheduled reporting
- Easy to install and cost effective
- Fully scalable architecture with distributed gateway deployment
- Manage user credentials across large scale deployments
- Remote configuration reduces truck rolls
- Remote firmware updates
- Map based configuration and management
- Easy video integration with associated cameras and doors

### Intuitive User Interface

- Customizable Dashboards
- Google Maps
- Dynamic Floor Plans
- Live Control
- Multi-site Access, Video & Intrusion
- Integrated Multi-site Viewer
- Multi-site User Access Management
- Live Alarms & Event Monitoring



### Powerful Mobile App

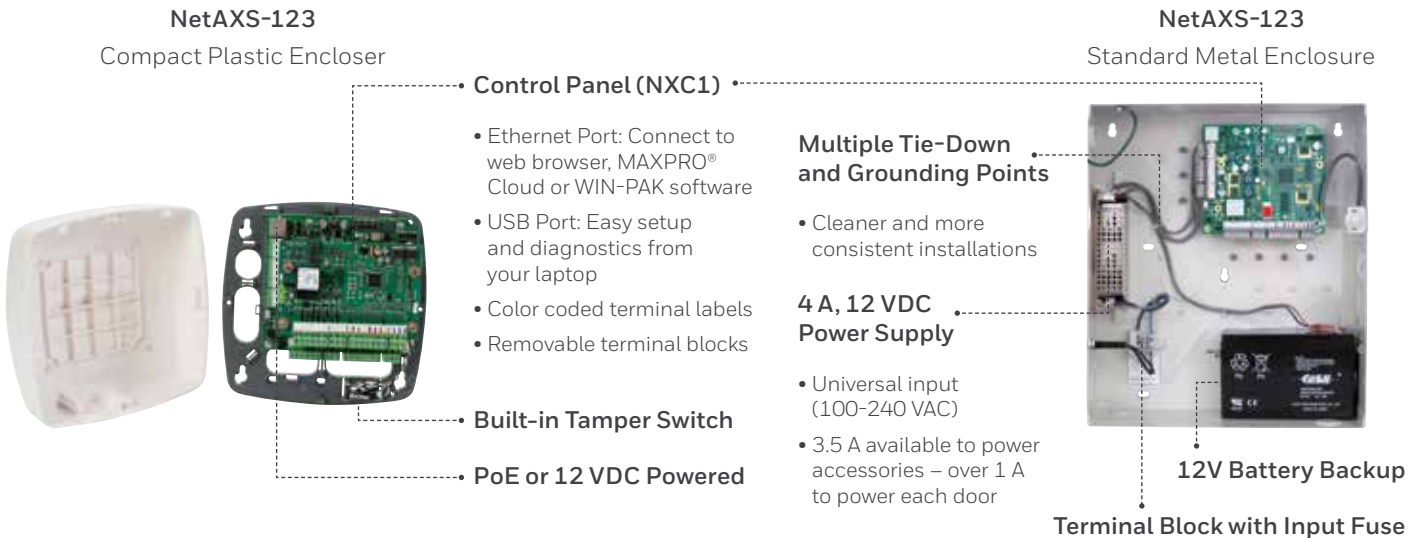
- Dashboard View, Health, Status & Events
- Multi-location Site Management Access, Video & Intrusion
- Arm & Disarm Site
- Lock & Unlock Doors
- User Access Management
- Multi-site Integrated Viewer
- Video Playback of Events
- Alarms and Real-Time Notifications











# NetAXS® Cloud-Hosted Access Control

## QUICK REFERENCE GUIDE: NETAXS-123

### Cloud-based access control, scalable and distributed architecture



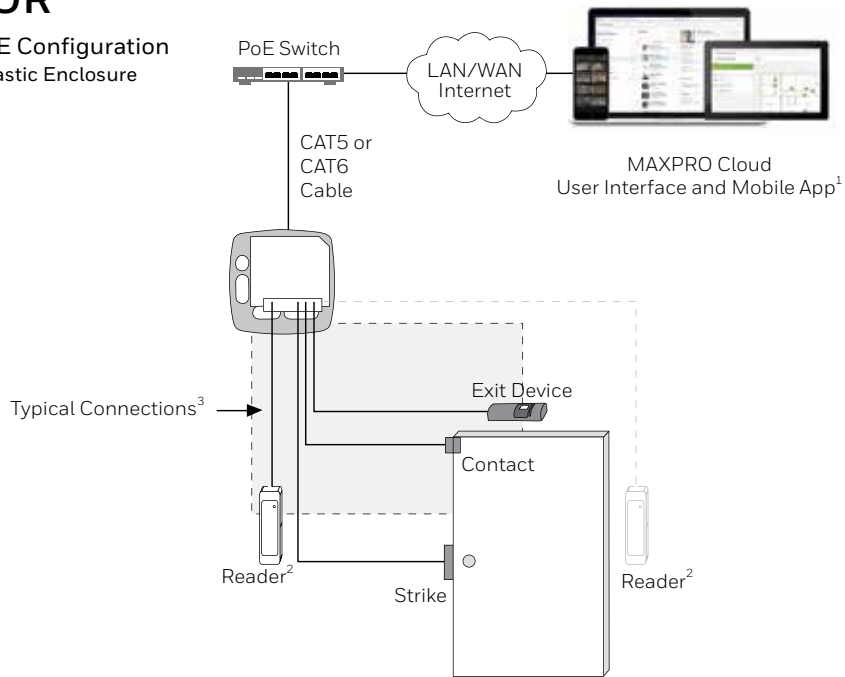
| NetAXS-123                                                                          |                                                                                    |                                                                                    | Indoor and Outdoor (IP 65 Rated)                                                    |                                                                                       |                                                                                       |
|-------------------------------------------------------------------------------------|------------------------------------------------------------------------------------|------------------------------------------------------------------------------------|-------------------------------------------------------------------------------------|---------------------------------------------------------------------------------------|---------------------------------------------------------------------------------------|
|  |  |  |  |   |   |
| <b>NX1P</b><br>1 Door Compact Plastic Enclosure                                     | <b>NX1MPS</b><br>1 Door Standard Metal Enclosure                                   | <b>NXD1</b><br>1 Door Add-on Board                                                 | <b>NXD2</b><br>2 Door Add-on Board                                                  | <b>OP10HONS</b><br>Mini-Mullion Mount                                                 | <b>OP40HONS</b><br>Wall Mount                                                         |
|                                                                                     |                                                                                    |                                                                                    |                                                                                     |  |  |
|                                                                                     |                                                                                    |                                                                                    |                                                                                     | <b>OP30HONS</b><br>Mullion Mount                                                      | <b>OP90HONS</b><br>Vandal Resistant                                                   |

| NetAXS WEB-BASED ACCESS CONTROL |       |   | NetAXS WEB-BASED ACCESS CONTROL: READER KITS |                                                             |       | RECOMMENDED ACCESSORIES |   |                               |                                                           |
|---------------------------------|-------|---|----------------------------------------------|-------------------------------------------------------------|-------|-------------------------|---|-------------------------------|-----------------------------------------------------------|
| ORDER PART NUMBER               | DOORS |   |                                              | ORDER PART NUMBER                                           | DOORS |                         |   | PART NUMBER                   | DESCRIPTION                                               |
|                                 | 1     | 2 | 3                                            |                                                             | 1     | 2                       | 3 |                               |                                                           |
| NX1P*                           | ✓     |   |                                              | NX1P10<br>(1) NX1P, (1) OP10HONS                            | ✓     |                         |   | OMNIPROX READERS              |                                                           |
| NX1MPS                          | ✓     |   |                                              | NX1MPS10<br>(1) NX1MPS, (1) OP10HONS                        | ✓     |                         |   | OMNIPROX (SUPPORTS HOLD LINE) |                                                           |
| NX1P + NXD1*                    |       | ✓ |                                              | NX1P10 + NXD10P10<br>(1) NX1P, (1) NXD1<br>(2) OP10HONS     |       | ✓                       |   | OP10HONS                      | Mini-Mullion Mount                                        |
| NX1MPS + NXD1                   |       | ✓ |                                              | NX1MPS10 + NXD10P10<br>(1) NX1MPS, (1) NXD1<br>(2) OP10HONS |       | ✓                       |   | OP30HONS                      | Mullion Mount                                             |
| NX1MPS + NXD2                   |       |   | ✓                                            | NX1MPS10 + NXD20P10<br>(1) NX1MPS, (1) NXD2<br>(3) OP10HONS |       |                         | ✓ | OP40HONS                      | Wall Mount                                                |
|                                 |       |   |                                              |                                                             |       |                         |   | OP90HONS                      | Vandal Resistant                                          |
|                                 |       |   |                                              |                                                             |       |                         |   | REQUEST-TO-EXIT               |                                                           |
|                                 |       |   |                                              |                                                             |       |                         |   | IS310WH                       | IS310WH entry level RTE, white                            |
|                                 |       |   |                                              |                                                             |       |                         |   | IS310BL                       | IS310BL entry level RTE, black                            |
|                                 |       |   |                                              |                                                             |       |                         |   | IS320WH                       | IS320WH fully featured RTE, white                         |
|                                 |       |   |                                              |                                                             |       |                         |   | IS320BL                       | IS320BL fully featured RTE, black                         |
|                                 |       |   |                                              |                                                             |       |                         |   | CARDS                         |                                                           |
|                                 |       |   |                                              |                                                             |       |                         |   | PX425                         | 34bit OmniProx Clamshell proximity 25 card pack           |
|                                 |       |   |                                              |                                                             |       |                         |   | PVC425                        | 34bit OmniProx ISO proximity 25 card pack                 |
|                                 |       |   |                                              |                                                             |       |                         |   | PVC525                        | 34bit OmniProx ISO proximity with mag stripe 25 card pack |
|                                 |       |   |                                              |                                                             |       |                         |   | PX-KEY-H                      | 34bit OmniProx key fob                                    |

## SYSTEM OVERVIEW

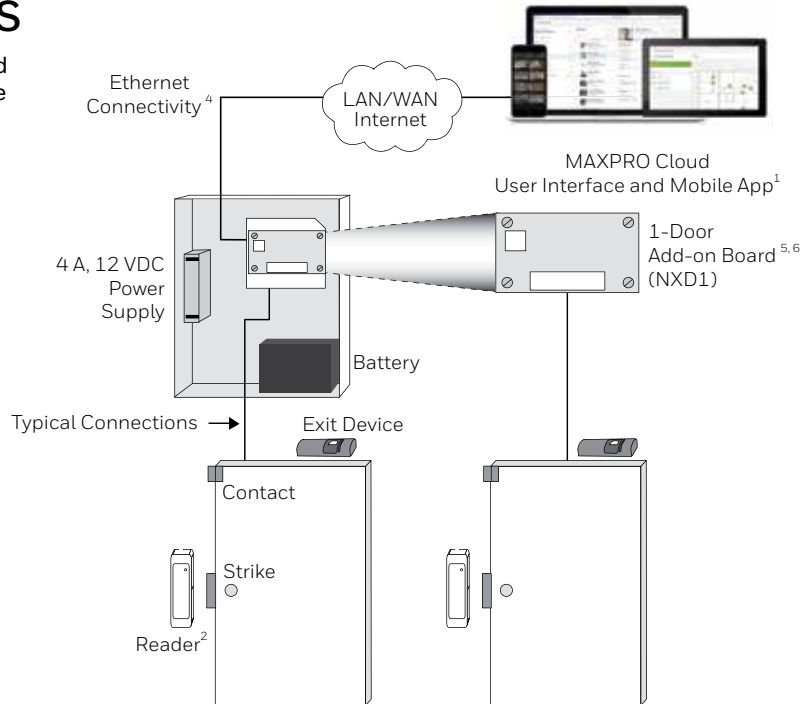
### 1 DOOR

Typical PoE Configuration  
Compact Plastic Enclosure



### 2 DOORS

1 Door Standard  
Metal Enclosure  
*shown with 1-Door  
Add-on Board*

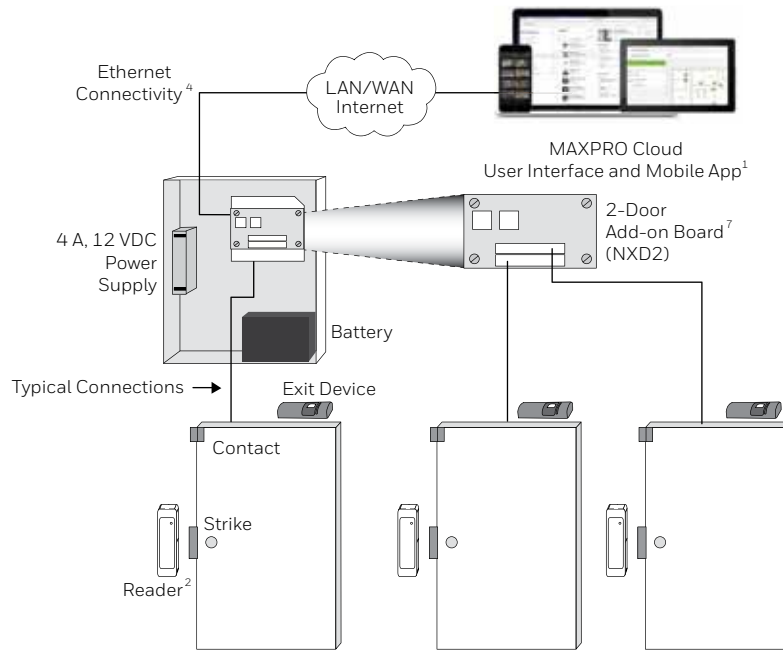


# NetAXS® Cloud-Hosted Access Control

## SYSTEM OVERVIEW

### 3 DOORS

1 Door Standard Metal Enclosure shown with 2-Door Add-on Board



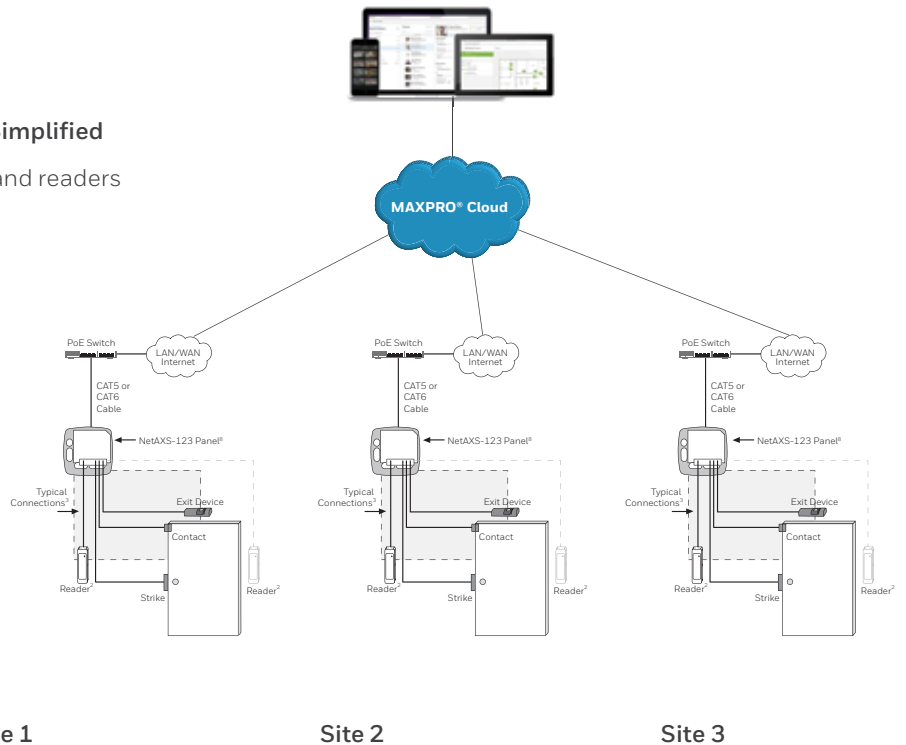
## MULTI-SITE ACCESS CONTROL – SIMPLIFIED

Each panel is configured as a gateway

Registration is plug and play

Multi-site Configuration and Management Simplified

- Configure and manage multi-site panels and readers
- Manage user credentials
- Manage schedules
- Add and delete cards
- Lock and unlock doors
- Associate cameras and doors
- Access anytime anywhere





1. Also compatible with WIN-PAK® XE, WIN-PAK SE, WIN-PAK PE and WIN-PAK PRO CS (Managed Access)
2. When using an IN and OUT reader, BOTH readers must have HOLD lines
3. 450 mA, 12 VDC is maximum available to power strike, reader(s) and input devices when using a 802.3af PoE connection. If unit is externally powered with a 12 VDC supply, higher current is available.
4. USB compatibility for local configuration

5. 1-door add-on board compatible with compact plastic enclosure
6. Requires external power when used in compact plastic enclosure
7. 2-door add-on board is not compatible with compact plastic enclosure
8. NetAXS-123 panels should be configured as gateway panels when connected to MAXPRO Cloud.



# NetAXS® Cloud-Hosted Access Control

## SPECIFICATIONS AND FEATURES

| NetAXS-123         |                                                         |                                                                                                                                                                                                           |                                                                                                                                                  |
|--------------------|---------------------------------------------------------|-----------------------------------------------------------------------------------------------------------------------------------------------------------------------------------------------------------|--------------------------------------------------------------------------------------------------------------------------------------------------|
|                    |                                                         |                                                                                                                          |                                                               |
|                    |                                                         | <b>NX1P</b>                                                                                                                                                                                               | <b>NX1MPS</b>                                                                                                                                    |
| READERS/DOORS      | Door/Reader Capability                                  | 1 DOOR Controller <sup>1,2</sup>                                                                                                                                                                          | 1, 2 or 3 DOOR Controller (NXD1 or NXD2 add-on board is required for 2nd or 3rd door)                                                            |
|                    | Dual Reader Control Capability (IN/OUT Reader per Door) | YES <sup>3</sup> – IN and OUT reader capability per door (readers must have HOLD line capability)                                                                                                         |                                                                                                                                                  |
|                    | Reader Compatibility                                    | Standard Wiegand protocol supported, ABA not supported                                                                                                                                                    |                                                                                                                                                  |
| OUTPUTS            | Number of Outputs                                       | Two SPDT relays (jumper selectable NO or NC contacts) per door rated at 3 A @ 28 VDC<br>Two open collector outputs (OC) (16 ma, 12 VDC): reader LED (Aux) and reader buzzer (Aux) per door are available. |                                                                                                                                                  |
|                    | Output Expandability                                    | 2-door solution has 8 total outputs: 4 relays, 4 OC (requires NXD1 add-on board)                                                                                                                          | 2-door solution has 8 total outputs: 4 relays, 4 OC (requires NXD1 add-on board)<br>3-door solution has 12 total outputs: 6 relays               |
|                    | Relay Power Source                                      | Selectable: +12 VDC self-powered - OR - 0 to 28 VDC externally supplied source                                                                                                                            |                                                                                                                                                  |
| INPUTS             | Number of Inputs                                        | Controller has a total of six configurable four-state supervised input points. (Factory default settings are Status, REX, Reader Tamper A, Reader Tamper B, Power Fail and General Input)                 |                                                                                                                                                  |
|                    | Input Expandability                                     | 2-door solution has a total of 10 inputs (requires NXD1 add-on board)                                                                                                                                     | 2-door solution has a total of 10 inputs (requires NXD1 add-on board).<br>3-door solution has a total of 14 inputs (requires NXD2 add-on board); |
|                    | Power-Fail and Panel Tamper                             | Yes                                                                                                                                                                                                       | Yes                                                                                                                                              |
|                    | "Off the Wall" Tamper Capability                        | Yes                                                                                                                                                                                                       | --                                                                                                                                               |
| POWER INPUT        | Unit Input                                              | Power over Ethernet (PoE) 802.3af or external 12 VDC supply                                                                                                                                               | 93 VAC to 264 VAC, 50/60 Hz input provides 12 VDC, 4 A output                                                                                    |
|                    | Socket or Hardwire AC Input                             | --                                                                                                                                                                                                        | Yes                                                                                                                                              |
|                    | Control Board Power Input                               | Power over Ethernet (PoE) or +12 VDC                                                                                                                                                                      | +12 VDC from included power supply                                                                                                               |
| POWER OUTPUT       | Power for Reader(s) and Input Devices                   | 450 mA, 12 VDC is available to power strike, reader(s) and input devices when using PoE                                                                                                                   | 1.15 A per door for locks/strikes, readers and input devices (3.5 A @ 12 VDC total)                                                              |
|                    | Power for Locks/Strikes                                 | If higher current is needed, power by external 12 VDC supply                                                                                                                                              |                                                                                                                                                  |
|                    | Backup Battery System                                   | External <sup>4</sup>                                                                                                                                                                                     | 12 VDC, 7 AH battery                                                                                                                             |
| ENCLOSURE          | Material                                                | High Impact Plastic                                                                                                                                                                                       | Metal                                                                                                                                            |
|                    | Physical Enclosure Size                                 | 7.75"H x 7.75"W x 2.75"D                                                                                                                                                                                  | 13.9"H x 11.9"W x 4.7"D                                                                                                                          |
|                    | Wiring Access Holes/Knockouts                           | 7                                                                                                                                                                                                         | 19                                                                                                                                               |
| INSTALLATION       | Removable Terminal Blocks with Color Coded Labels       | Yes                                                                                                                                                                                                       | Yes                                                                                                                                              |
|                    | Graphic Wiring Cards/Labels                             | Yes                                                                                                                                                                                                       | Yes                                                                                                                                              |
|                    | Captive Mounting Hardware                               | Yes                                                                                                                                                                                                       | Yes                                                                                                                                              |
|                    | Cable Shield Termination Points                         | --                                                                                                                                                                                                        | Yes                                                                                                                                              |
| SYSTEM INFORMATION | Real Time Clock                                         | Date and Time will be sync'd when connected to cloud. Geo-Timezone has to be configured and downloaded to the panel manually by user                                                                      |                                                                                                                                                  |
|                    | Clock Synchronization                                   | Yes - via NTP network server                                                                                                                                                                              |                                                                                                                                                  |
|                    | Processor                                               | Freescale Coldfire 32-bit                                                                                                                                                                                 |                                                                                                                                                  |
|                    | System MTBF (mean time between failures)                | 250,000 hours                                                                                                                                                                                             |                                                                                                                                                  |
|                    | Temperature Ratings                                     | 32 to 120°F (0°C to 49°C) Operating; -67 to 185°F (-55°C to +85°C) Storage                                                                                                                                |                                                                                                                                                  |
|                    | Certifications and Approvals                            | CE and FCC compliant UL-294 listing                                                                                                                                                                       | CE and FCC compliant UL-294 listing                                                                                                              |

# NetAXS® Cloud-Hosted Access Control

## SPECIFICATIONS AND FEATURES

| NetAXS-123                |                                |                                                                                                                                                                                                                                                                                                                                                                                                                                                                                                                                               |                                                                                                      |
|---------------------------|--------------------------------|-----------------------------------------------------------------------------------------------------------------------------------------------------------------------------------------------------------------------------------------------------------------------------------------------------------------------------------------------------------------------------------------------------------------------------------------------------------------------------------------------------------------------------------------------|------------------------------------------------------------------------------------------------------|
|                           |                                | <br><b>NX1P</b>                                                                                                                                                                                                                                                                                                                                                                                                                                              | <br><b>NX1MPS</b> |
| <b>LEDS</b>               | Status LEDs                    | 12 LEDs total (12V power, PoE, over current, Ethernet, reader(s), door state, run, relay status)                                                                                                                                                                                                                                                                                                                                                                                                                                              |                                                                                                      |
| <b>COMMS</b>              | Built-in Communication Options | Ethernet, USB <sup>5</sup>                                                                                                                                                                                                                                                                                                                                                                                                                                                                                                                    |                                                                                                      |
| <b>HOST</b>               | 3 modes of Operation           | MAXPRO Cloud<br>WIN-PAK XE, SE, PE, CS<br>Standalone                                                                                                                                                                                                                                                                                                                                                                                                                                                                                          |                                                                                                      |
| <b>DOOR CONTROL</b>       | Door Control Modes             | Card only, card and PIN, card or PIN, PIN only, lockdown, disabled, supervisor, escort, limited use card, expire on date, first card rule, snow day rule, time zone toggle, anti-passback, duress <sup>3</sup>                                                                                                                                                                                                                                                                                                                                |                                                                                                      |
|                           | Interlocks for custom actions  | Yes                                                                                                                                                                                                                                                                                                                                                                                                                                                                                                                                           | Yes                                                                                                  |
|                           | Anti-Passback Capability       | Local and global capability, hard and soft implementation NetAXS-123 allows anti-passback using In and Out readers per door (local and global) <sup>3</sup>                                                                                                                                                                                                                                                                                                                                                                                   |                                                                                                      |
| <b>CARDS AND DATABASE</b> | Card and Event Buffer Capacity | 10,000 card capacity, 25,000 event capacity                                                                                                                                                                                                                                                                                                                                                                                                                                                                                                   |                                                                                                      |
|                           | Firmware Revisions and Updates | Cloud-based f/w push                                                                                                                                                                                                                                                                                                                                                                                                                                                                                                                          |                                                                                                      |
|                           | Database Backup                | Cloud-based configuration and Database Backup                                                                                                                                                                                                                                                                                                                                                                                                                                                                                                 |                                                                                                      |
|                           | Export Capabilities            | Card database, alarms and events (CSV format) <sup>3</sup>                                                                                                                                                                                                                                                                                                                                                                                                                                                                                    |                                                                                                      |
|                           | Maximum Card Format Size       | 75-bit (maximum card # = 64-bits) <sup>3</sup>                                                                                                                                                                                                                                                                                                                                                                                                                                                                                                |                                                                                                      |
|                           | Time Zones                     | 127 <sup>3</sup>                                                                                                                                                                                                                                                                                                                                                                                                                                                                                                                              |                                                                                                      |
|                           | Access Levels                  | 128                                                                                                                                                                                                                                                                                                                                                                                                                                                                                                                                           |                                                                                                      |
|                           | Holidays                       | 255 <sup>3</sup>                                                                                                                                                                                                                                                                                                                                                                                                                                                                                                                              |                                                                                                      |
| <b>POWER</b>              | Default Card Formats           | 8 Default Card Formats Supported (Additional Card Formats can be enrolled at the panel)                                                                                                                                                                                                                                                                                                                                                                                                                                                       |                                                                                                      |
| <b>POWER</b>              | Universal Power Supply Input   | Power over Ethernet (PoE) 802.3af                                                                                                                                                                                                                                                                                                                                                                                                                                                                                                             | Yes<br>93-264 VAC, 50/60 Hz input                                                                    |
| <b>MAXPRO CLOUD</b>       | Accessibility and Security     | SSL HTTPS Login<br>Standard PC or MAC Web Browser Access (Google Chrome Provides Best User Experience)<br>Mobile App (IOS and Android)                                                                                                                                                                                                                                                                                                                                                                                                        |                                                                                                      |
|                           | Configuration                  | Map Based Configuration and Management: <ul style="list-style-type: none"> <li>- Customer Accounts, Groups and Sites</li> <li>- Operators and site permissions</li> <li>- User Credentials and Cards</li> <li>- Access persona (Privileges)</li> <li>- Panels, Doors and Readers</li> <li>- Schedules and Holidays</li> <li>- Inputs and Outputs</li> <li>- Interlocks</li> <li>- Rules</li> <li>- Viewer, Calendar search</li> <li>- Map based door status monitor and control.</li> <li>- Reader-B activation and de-activation.</li> </ul> |                                                                                                      |



# NetAXS<sup>®</sup> Cloud-Hosted Access Control

## SPECIFICATIONS AND FEATURES

NetAXS-123



NX1P



NX1MPS

|              |                          |                                                                                                                                                                                                                                                                                                                    |
|--------------|--------------------------|--------------------------------------------------------------------------------------------------------------------------------------------------------------------------------------------------------------------------------------------------------------------------------------------------------------------|
| MAXPRO CLOUD | Events and Notifications | <ul style="list-style-type: none"> <li>Rule based configuration of Events and Notification</li> <li>Email and Push Notifications</li> <li>Live Alarm Monitoring</li> <li>Door-Camera Association</li> <li>Today's Notifications</li> <li>Dashboard View</li> </ul>                                                 |
|              | Reports                  | <ul style="list-style-type: none"> <li>Multi-site Automated Reporting, Daily, Weekly and Monthly</li> <li>Event Reports</li> <li>Card Reports</li> <li>Audit Reports</li> <li>Export pdf and excel formats</li> <li>Dashboard View</li> </ul>                                                                      |
|              | Control                  | <ul style="list-style-type: none"> <li>Lock and Unlock Doors</li> <li>Momentary Unlock</li> <li>Block Access</li> <li>Lock Down</li> <li>Return to Normal/time schedule</li> <li>Site level door control operation via mobile app</li> <li>Input shunt and unshunt</li> <li>Door control via Alarm page</li> </ul> |

1. A second door may be added with a NXD1 add-on board however, PoE power restrictions apply (see footnote 2).
2. 450 mA, 12 VDC is maximum current available to power strike, reader(s) and input devices when using a 802.3af PoE connection. If unit is externally powered, higher current is available.
3. When using MAXPRO Cloud, this feature may have limitations or not exist.

4. An external UPS is required to power the PoE power source for battery backup.
5. USB port for setup and troubleshooting.
6. Software compatibility for NetAXS
  - a) MAXPRO Cloud only supports NetAXS-123 configured as a gateway.

**For more information:**

[www.honeywell.com/security](http://www.honeywell.com/security)  
[www.maxprocloud.com](http://www.maxprocloud.com)

**Honeywell Security and Fire**

2700 Blankenbaker Pkwy, Suite 150  
 Louisville, KY 40299  
 1.800.323.4576  
[www.honeywell.com](http://www.honeywell.com)

Honeywell reserves the right, without notification, to make changes in product design or specifications.

All trademarks are property of their respective owners.

L/NXCLDD/D | 04/18  
 © 2018 Honeywell International Inc.

